

Door Detectives

Each of the following doorways belongs to a certain type of building or structure. Each picture has a written clue. Use the clues to correctly match the doorways to the right building or structure type.


Join up the clue and the type of building or structure you think it relates to by drawing a line between the two.




Doorway 1



Doorway 2




Doorway 3



Doorway 4



Doorway 5



Doorway 6



Doorway 7



Doorway 8

CLUE
<p align="center">Doorway 1</p> <p>I am used regularly on Sundays. I am also photographed a lot, usually with a bride and groom standing in front of me.</p>
<p align="center">Doorway 2</p> <p>I am quite an important feature of the building I belong to. I make a grand entrance for visitors to pass through. My owner was very wealthy.</p>
<p align="center">Doorway 3</p> <p>People are usually sober when they enter the building I belong to. They may be a bit tipsy when they come out though.</p>
<p align="center">Doorway 4</p> <p>The structure I belong to has a very important job to do. It stands near the coast.</p>
<p align="center">Doorway 5</p> <p>Unfortunately the place I belong to is now in ruins. The people who once lived here carved statues of themselves and one of them decorates me.</p>
<p align="center">Doorway 6</p> <p>I am not used any more but people still come to look at me. I once formed the entrance to a very hot place.</p>
<p align="center">Doorway 7</p> <p>Over the years more animals have passed through me than humans.</p>
<p align="center">Doorway 8</p> <p>Lots of people once had doors like us. We let coal in and sewerage out. People also used one of us as a back door.</p>

BUILDING
Barn
Pub
Coke Oven
Church
Backyard (with outside toilet and coal house)
Country Mansion
Priory
Lighthouse